

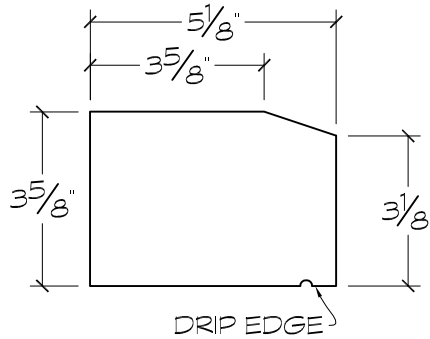
Harvey Cement Products, Inc.

Since 1947

16030 Park Avenue, Harvey, IL 60426

Ph: 708.333.1900 F: 708.333.1910

www.harveycement.com




CROSS SECTION


① **PROFILE A**
 ARCH REF:
 SCALE: 3"=1'-0"

CAN BE USED AS CORNICE WITH CHAMFER AT BOTTOM EDGE


TOP VIEWS




STRAIGHT - Standard Length 23 5/8"




RIGHT END RETURN



LEFT END RETURN



LEFT INSIDE RETURN



RIGHT INSIDE RETURN

DRIP EDGE - OPTIONAL

Profile ID

A

SUGGESTED USE

Sill	X
Transition Band	X
Coping	
Cap	
Band	X
Cornice	X

TYPE / SIZE AVAILABILITY

TYPE	LENGTH(S)
Straight	Up to 51 1/2"
Left End Return	25 1/8"
Right End Return	25 1/8"
Left Inside Return	25 1/8"
Right Inside Return	25 1/8"